

Charlene Edwards  
Melbourne Social Equity Institute



THE UNIVERSITY OF  
MELBOURNE

# Supporting University–Community Engagement

## The Community Fellows Program



About Us

# Melbourne Social Equity Institute



- Established 2012
- Melbourne Interdisciplinary Research Institutes  
Social Equity | Sustainable Society | Energy | Disability | Indigenous Knowledge
- Engaged with every University of Melbourne Faculty
- Current Research Programs  
Migration and Social Cohesion | Digital Access and Equity  
Mental Health and Society | Community Engaged Research

# Community Fellows Program

## Building Partnerships with Community Organisations

- Piloted in 2016
- Competitive application process
- \$5,000 grant plus considerable in-kind support
- Projects for the benefit of their community organisation
- 100 hours over 12 months
- Regular contact with academic mentor
- Outputs include reports, resources, websites, academic publications



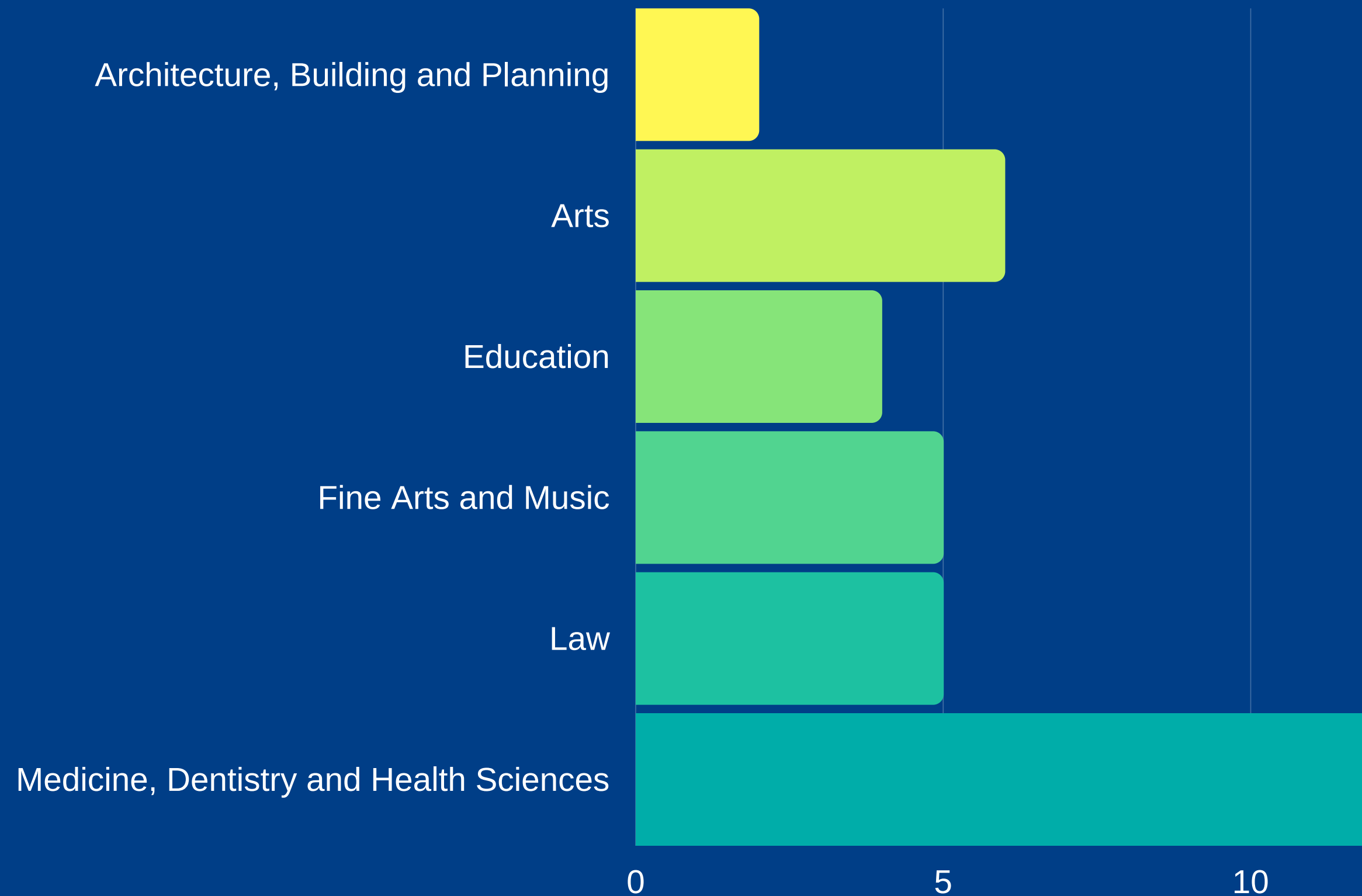
# Types of Community Organisations

- Schools
- Community legal centres
- Peak bodies
- Service organisations
- Sports organisations
- Arts organisations



## Community Fellows Program

# Mentors / Faculties Involved



# Benefits for Participants

## For Fellows – Support and 'Thinking Space'

"The Community Fellows Program gives our small organisation an opportunity to do much-needed original research in our specialised field that would not have been otherwise possible. It gives me the space, time and resources to stop, think and investigate. Invaluable!"



# Benefits for Participants

## For Academics – Engagement and Impact

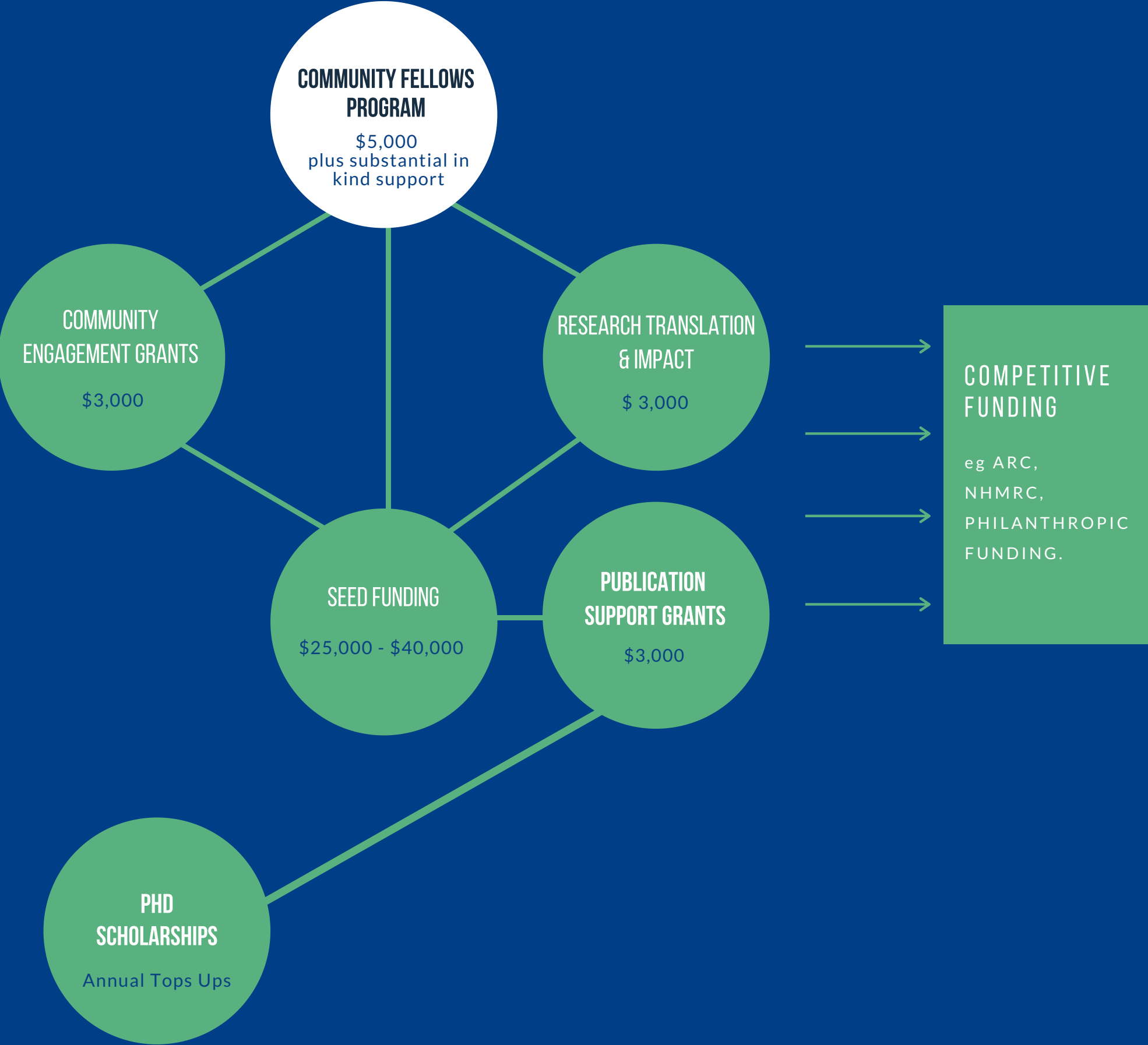
"I supervised a Community Fellow, which was both a learning experience and a valuable opportunity to gain skills that add to my research career path."

"The Community Fellows Program is an exemplar of effective stakeholder engagement."



Melbourne Social  
Equity Institute

# Funding Call 2020





# Aspirations for the Program

## Expansion

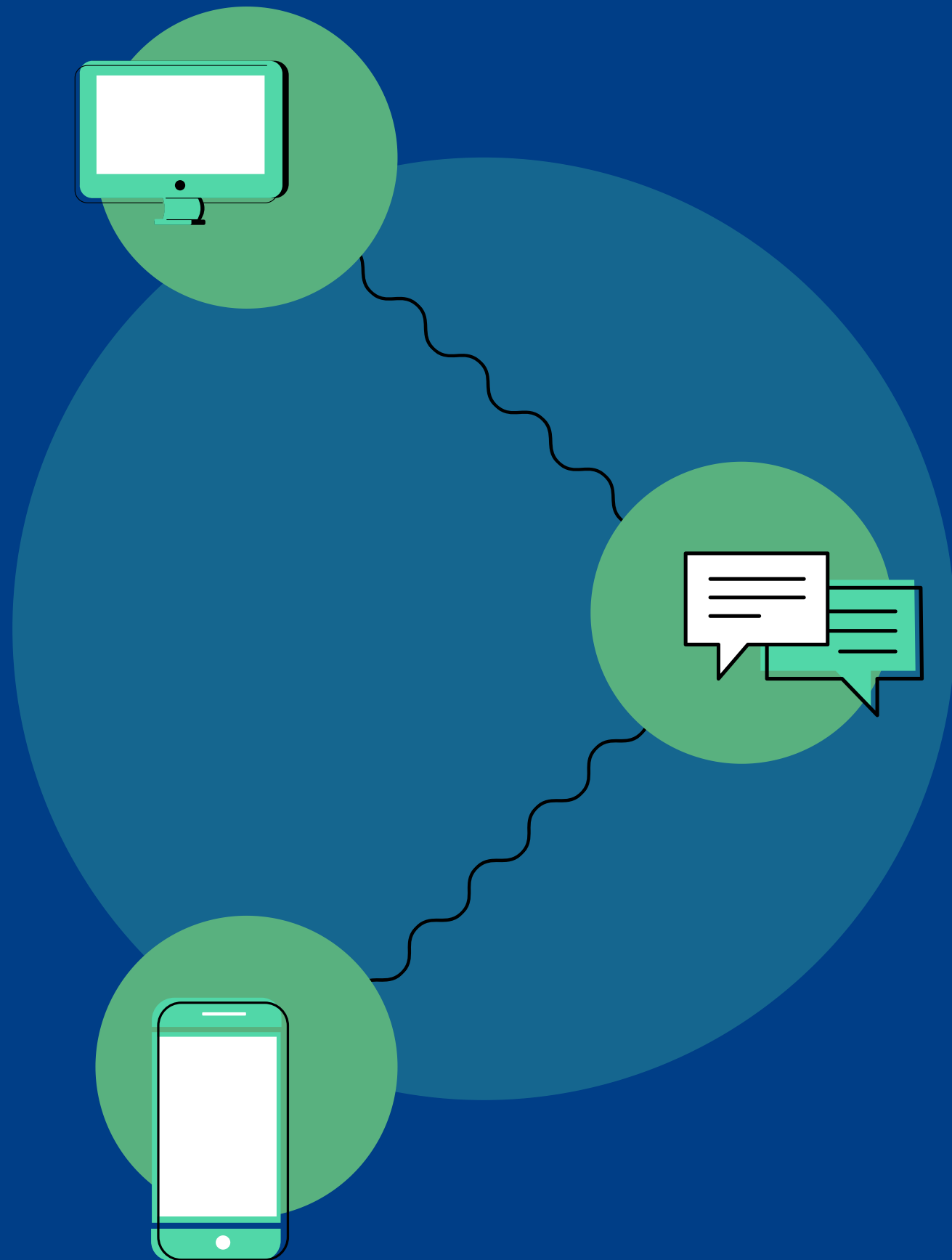
e.g. Shepperton and Goulburn Valley Region

## Multiple Calls

Current demand exceeds capacity

## Growth and Continuation

Alumni Program | Future Sustainability | Public Policy Fellowships



# Thank you

## Questions?

0466 771 001



charlene.edwards@unimelb.edu.au



[socialequity.unimelb.edu.au/community-fellows-program](https://socialequity.unimelb.edu.au/community-fellows-program)

